

# 2023 Pennsylvania Youth Survey

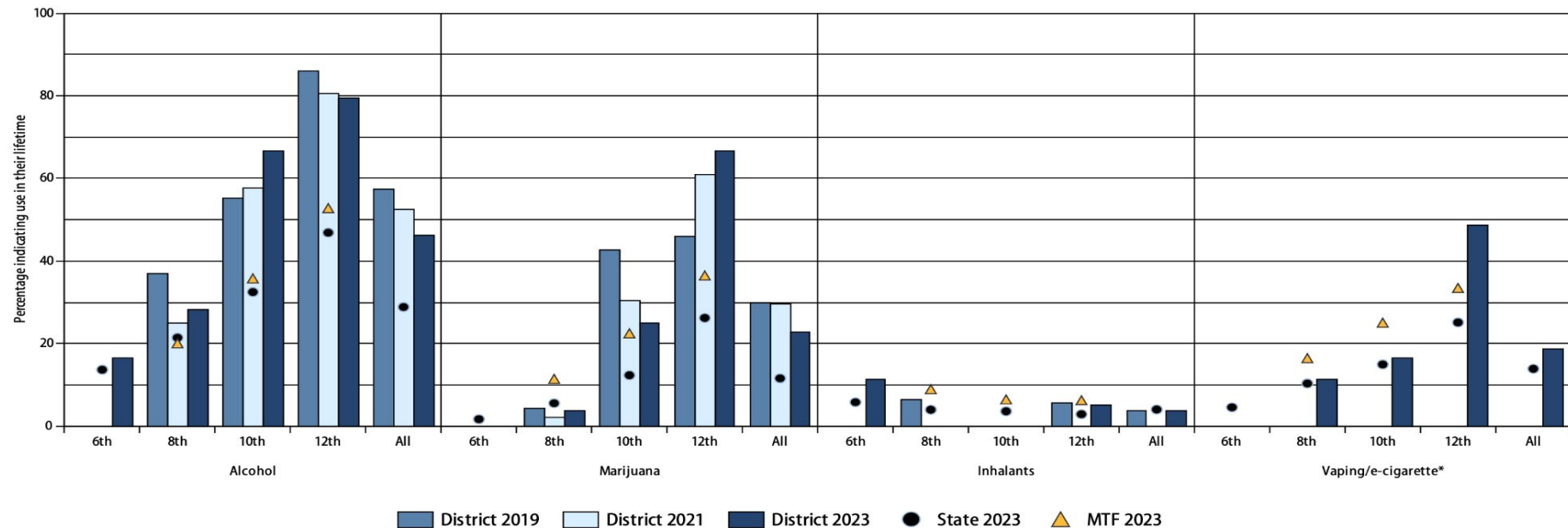
Administered to Students in Grades 6, 8, 10, 12

Administered in Fall of 2023

Topics: Alcohol, Drugs, Mental Health, Positive School Environment,  
Bullying and Internet Use



# Early initiation and higher prevalence drugs - Lifetime use Jenkintown School District 2023 Pennsylvania Youth Survey

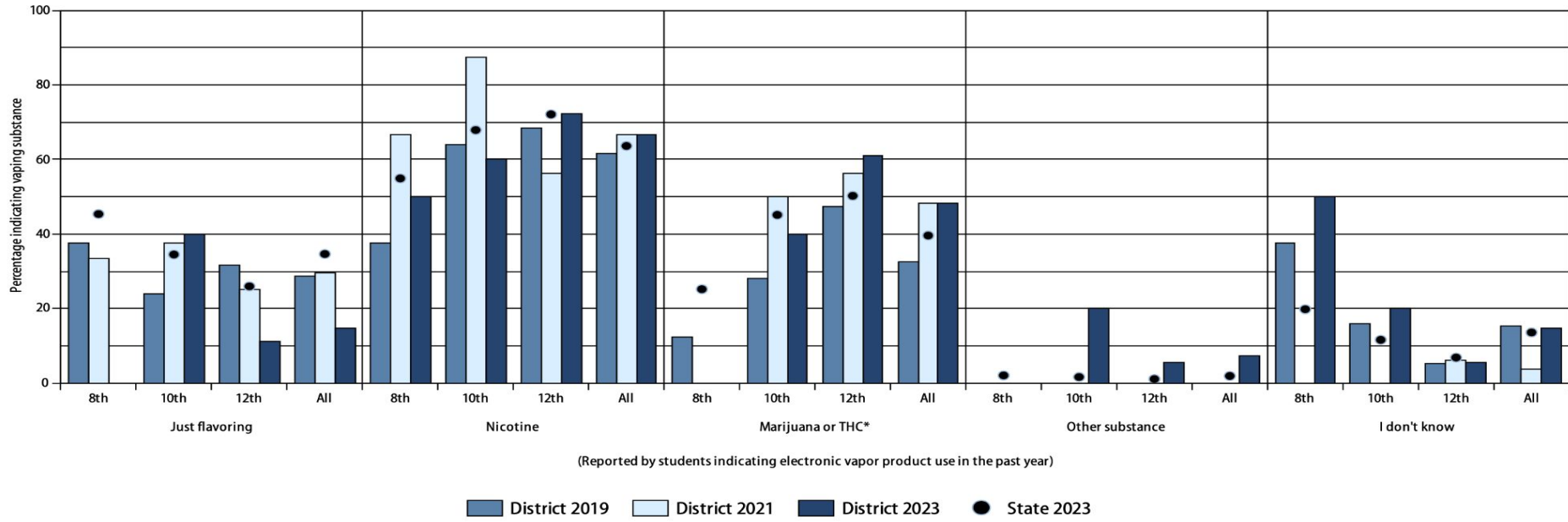


4\_28\_2024

\*Lifetime vaping question was added to survey in 2023.

| Grade | Alcohol       |               |               |            |          | Marijuana     |               |               |            |          | Inhalants     |               |               |            |          | Vaping/e-cigarette* |               |               |            |          |
|-------|---------------|---------------|---------------|------------|----------|---------------|---------------|---------------|------------|----------|---------------|---------------|---------------|------------|----------|---------------------|---------------|---------------|------------|----------|
|       | District 2019 | District 2021 | District 2023 | State 2023 | MTF 2023 | District 2019 | District 2021 | District 2023 | State 2023 | MTF 2023 | District 2019 | District 2021 | District 2023 | State 2023 | MTF 2023 | District 2019       | District 2021 | District 2023 | State 2023 | MTF 2023 |
| 6th   | n/a           | n/a           | 16.7          | 13.7       | n/a      | n/a           | n/a           | 0.0           | 1.7        | n/a      | n/a           | n/a           | 11.4          | 5.8        | n/a      | n/a                 | n/a           | 0.0           | 4.6        | n/a      |
| 8th   | 37.0          | 25.0          | 28.3          | 21.5       | 20.1     | 4.3           | 2.1           | 3.8           | 5.6        | 11.5     | 6.4           | 0.0           | 0.0           | 4.0        | 9.0      | n/a                 | n/a           | 11.3          | 10.4       | 16.5     |
| 10th  | 55.3          | 57.6          | 66.7          | 32.5       | 35.8     | 42.6          | 30.3          | 25.0          | 12.4       | 22.5     | 0.0           | 0.0           | 0.0           | 3.6        | 6.5      | n/a                 | n/a           | 16.7          | 15.0       | 25.1     |
| 12th  | 86.1          | 80.5          | 79.5          | 46.9       | 52.8     | 45.9          | 61.0          | 66.7          | 26.2       | 36.5     | 5.6           | 0.0           | 5.1           | 2.9        | 6.3      | n/a                 | n/a           | 48.6          | 25.2       | 33.5     |
| All   | 57.4          | 52.5          | 46.3          | 28.9       | n/a      | 29.8          | 29.5          | 22.7          | 11.6       | n/a      | 3.8           | 0.0           | 3.7           | 4.0        | n/a      | n/a                 | n/a           | 18.8          | 13.9       | n/a      |

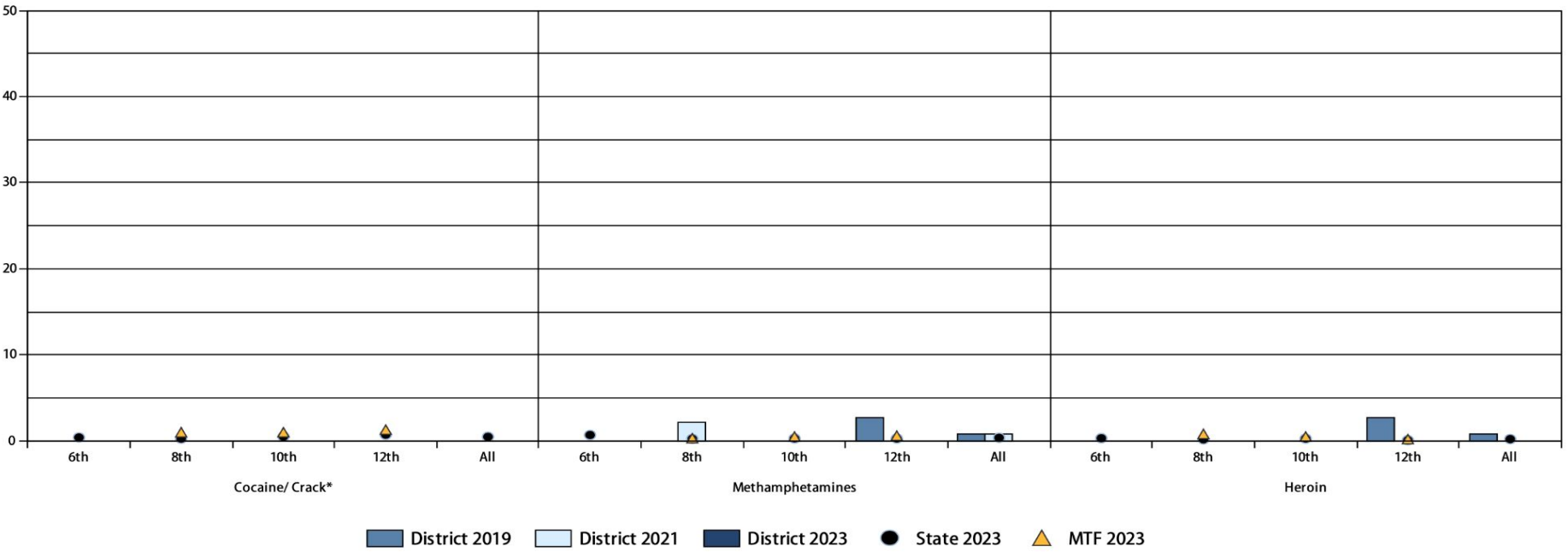
# Vaping substances used by students indicating electronic vaping product use in the past year Jenkintown School District 2023 Pennsylvania Youth Survey



\* Prior to 2023 "Marijuana or THC" was worded as "marijuana or hash oil" which could impact comparability of 2023 data to prior years

| Grade | Just flavoring |               |               |            | Nicotine      |               |               |            | Marijuana or THC* |               |               |            | Other substance |               |               |            | I don't know  |               |               |            |
|-------|----------------|---------------|---------------|------------|---------------|---------------|---------------|------------|-------------------|---------------|---------------|------------|-----------------|---------------|---------------|------------|---------------|---------------|---------------|------------|
|       | District 2019  | District 2021 | District 2023 | State 2023 | District 2019 | District 2021 | District 2023 | State 2023 | District 2019     | District 2021 | District 2023 | State 2023 | District 2019   | District 2021 | District 2023 | State 2023 | District 2019 | District 2021 | District 2023 | State 2023 |
| 8th   | 37.5           | 33.3          | 0.0           | 45.4       | 37.5          | 66.7          | 50.0          | 54.9       | 12.5              | 0.0           | 0.0           | 25.2       | 0.0             | 0.0           | 0.0           | 2.1        | 37.5          | 0.0           | 50.0          | 19.9       |
| 10th  | 24.0           | 37.5          | 40.0          | 34.5       | 64.0          | 87.5          | 60.0          | 67.9       | 28.0              | 50.0          | 40.0          | 45.1       | 0.0             | 0.0           | 20.0          | 1.7        | 16.0          | 0.0           | 20.0          | 11.6       |
| 12th  | 31.6           | 25.0          | 11.1          | 26.0       | 68.4          | 56.3          | 72.2          | 72.1       | 47.4              | 56.3          | 61.1          | 50.3       | 0.0             | 0.0           | 5.6           | 1.1        | 5.3           | 6.3           | 5.6           | 6.9        |
| All   | 28.8           | 29.6          | 14.8          | 34.6       | 61.5          | 66.7          | 66.7          | 63.6       | 32.7              | 48.1          | 48.1          | 39.6       | 0.0             | 0.0           | 7.4           | 2.0        | 15.4          | 3.7           | 14.8          | 13.6       |

# Other drugs (cocaine/crack, methamphetamines, and heroin) - Lifetime use Jenkintown School District 2023 Pennsylvania Youth Survey



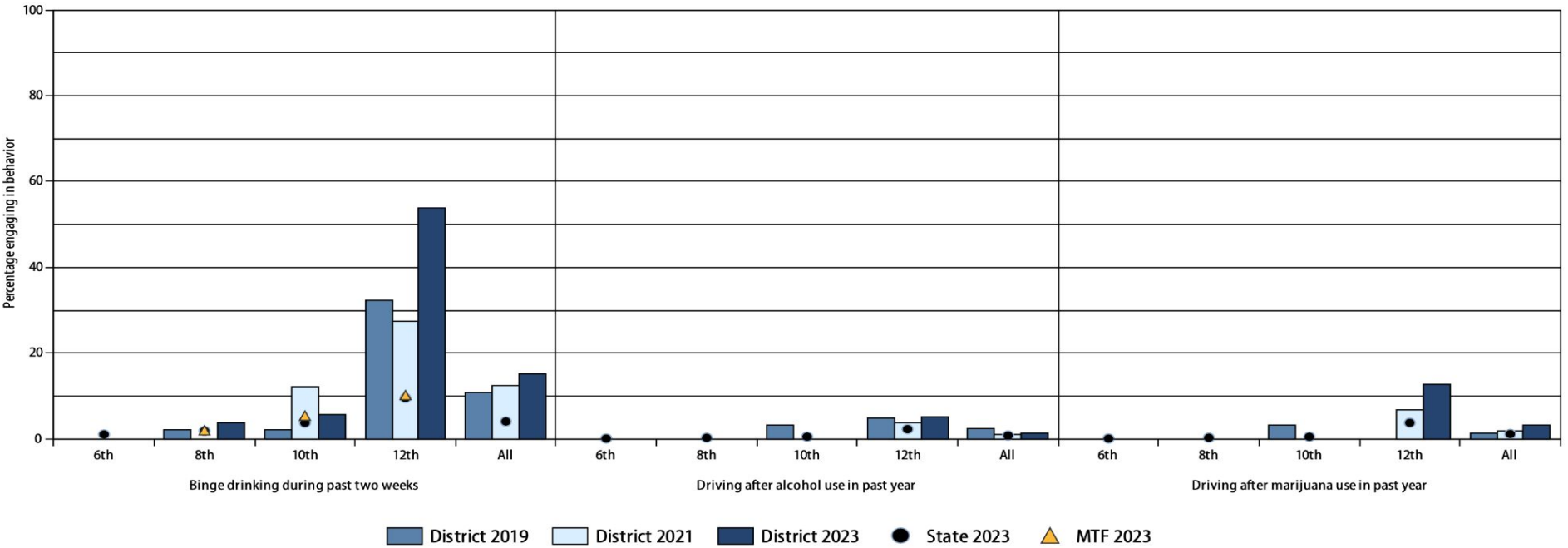
4\_25\_2024

\*Prior to 2023 cocaine and crack usage were asked as separate questions.

|      | Cocaine/ Crack* |               |               |            |          | Methamphetamines |               |               |            |          | Heroin        |               |               |            |          |
|------|-----------------|---------------|---------------|------------|----------|------------------|---------------|---------------|------------|----------|---------------|---------------|---------------|------------|----------|
|      | District 2019   | District 2021 | District 2023 | State 2023 | MTF 2023 | District 2019    | District 2021 | District 2023 | State 2023 | MTF 2023 | District 2019 | District 2021 | District 2023 | State 2023 | MTF 2023 |
| 6th  | n/a             | n/a           | 0.0           | 0.4        | n/a      | n/a              | n/a           | 0.0           | 0.7        | n/a      | n/a           | n/a           | 0.0           | 0.3        | n/a      |
| 8th  | n/a             | n/a           | 0.0           | 0.2        | 1.0      | 0.0              | 2.1           | 0.0           | 0.2        | 0.3      | 0.0           | 0.0           | 0.0           | 0.2        | 0.8      |
| 10th | n/a             | n/a           | 0.0           | 0.5        | 1.0      | 0.0              | 0.0           | 0.0           | 0.3        | 0.5      | 0.0           | 0.0           | 0.0           | 0.3        | 0.5      |
| 12th | n/a             | n/a           | 0.0           | 0.7        | 1.3      | 2.7              | 0.0           | 0.0           | 0.3        | 0.6      | 2.7           | 0.0           | 0.0           | 0.1        | 0.2      |
| All  | n/a             | n/a           | 0.0           | 0.5        | n/a      | 0.8              | 0.8           | 0.0           | 0.4        | n/a      | 0.8           | 0.0           | 0.0           | 0.2        | n/a      |

# Binge drinking and driving under the influence

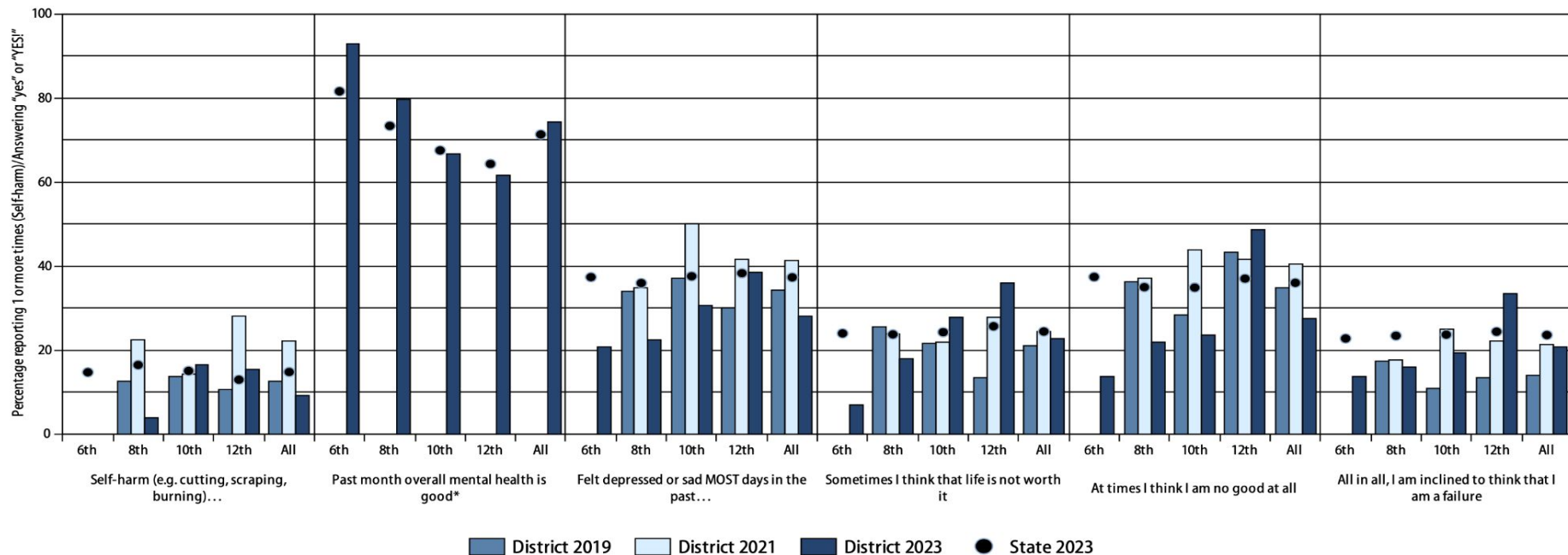
## Jenkintown School District 2023 Pennsylvania Youth Survey



4\_28\_2024

| Grade | Binge drinking during past two weeks |               |               |            |          | Driving after alcohol use in past year |               |               |            |          | Driving after marijuana use in past year |               |               |            |          |
|-------|--------------------------------------|---------------|---------------|------------|----------|--|---------------|---------------|------------|----------|--|---------------|---------------|------------|----------|
|       | District 2019                        | District 2021 | District 2023 | State 2023 | MTF 2023 | District 2019                          | District 2021 | District 2023 | State 2023 | MTF 2023 | District 2019                            | District 2021 | District 2023 | State 2023 | MTF 2023 |
| 6th   | n/a                                  | n/a           | 0.0           | 1.0        | n/a      | n/a                                    | n/a           | 0.0           | 0.1        | n/a      | n/a                                      | n/a           | 0.0           | 0.1        | n/a      |
| 8th   | 2.1                                  | 0.0           | 3.8           | 1.8        | 2.0      | 0.0                                    | 0.0           | 0.0           | 0.2        | n/a      | 0.0                                      | 0.0           | 0.0           | 0.3        | n/a      |
| 10th  | 2.1                                  | 12.1          | 5.6           | 3.7        | 5.4      | 3.2                                    | 0.0           | 0.0           | 0.5        | n/a      | 3.2                                      | 0.0           | 0.0           | 0.5        | n/a      |
| 12th  | 32.4                                 | 27.5          | 53.8          | 9.5        | 10.2     | 4.8                                    | 3.8           | 5.1           | 2.3        | n/a      | 0.0                                      | 6.7           | 12.8          | 3.7        | n/a      |
| All   | 10.7                                 | 12.4          | 15.2          | 4.0        | n/a      | 2.5                                    | 1.0           | 1.2           | 0.8        | n/a      | 1.3                                      | 1.9           | 3.1           | 1.1        | n/a      |

# Mental Health Concerns Jenkintown School District 2023 Pennsylvania Youth Survey

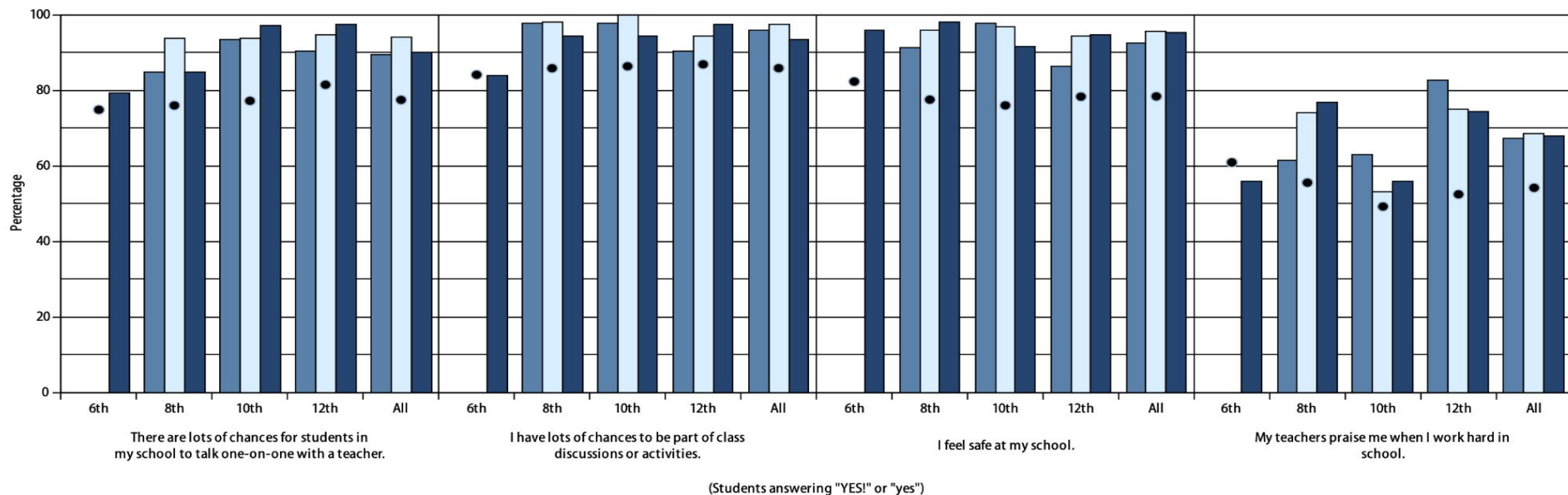


4\_28\_2024

| Grade | Self-harm (e.g. cutting, scraping, burning) in the past 12 months |               |               |            | Past month overall mental health is good* |               |               |            | Felt depressed or sad MOST days in the past 12 months |               |               |            | Sometimes I think that life is not worth it |               |               |            | At times I think I am no good at all |               |               |            | All in all, I am inclined to think that I am a failure |               |               |            |
|-------|---|---------------|---------------|------------|---|---------------|---------------|------------|---|---------------|---------------|------------|---|---------------|---------------|------------|--------------------------------------|---------------|---------------|------------|--|---------------|---------------|------------|
|       | District 2019   | District 2021 | District 2023 | State 2023 | District 2019                             | District 2021 | District 2023 | State 2023 | District 2019   | District 2021 | District 2023 | State 2023 | District 2019                               | District 2021 | District 2023 | State 2023 | District 2019                        | District 2021 | District 2023 | State 2023 | District 2019  | District 2021 | District 2023 | State 2023 |
| 6th   | n/a   | n/a           | 0.0           | 14.7       | n/a                                       | n/a           | 92.9          | 81.5       | n/a   | n/a           | 20.7          | 37.4       | n/a   | n/a           | 6.9           | 24.0       | n/a                                  | n/a           | 13.8          | 37.4       | n/a  | n/a           | 13.8          | 22.8       |
| 8th   | 12.5  | 22.6          | 3.8           | 16.5       | n/a                                       | n/a           | 79.6          | 73.3       | 34.0  | 34.8          | 22.4          | 36.0       | 25.5  | 23.9          | 18.0          | 23.7       | 36.2                                 | 37.0          | 22.0          | 35.0       | 17.4   | 17.8          | 16.0          | 23.4       |
| 10th  | 13.8  | 14.3          | 16.7          | 15.1       | n/a                                       | n/a           | 66.7          | 67.5       | 37.0  | 50.0          | 30.6          | 37.6       | 21.7  | 21.9          | 27.8          | 24.3       | 28.3                                 | 43.8          | 23.5          | 34.9       | 10.9   | 25.0          | 19.4          | 23.7       |
| 12th  | 10.5  | 28.0          | 15.4          | 13.0       | n/a                                       | n/a           | 61.5          | 64.3       | 30.0  | 41.7          | 38.5          | 38.3       | 13.3  | 27.8          | 35.9          | 25.7       | 43.3                                 | 41.7          | 48.7          | 37.0       | 13.3   | 22.2          | 33.3          | 24.4       |
| All   | 12.5  | 22.1          | 9.3           | 14.8       | n/a                                       | n/a           | 74.3          | 71.3       | 34.1  | 41.2          | 28.1          | 37.3       | 21.1  | 24.6          | 22.7          | 24.4       | 35.0                                 | 40.4          | 27.6          | 36.0       | 13.9   | 21.2          | 20.8          | 23.6       |

# Commitment to school - Positive school environment

## Jenkintown School District 2023 Pennsylvania Youth Survey



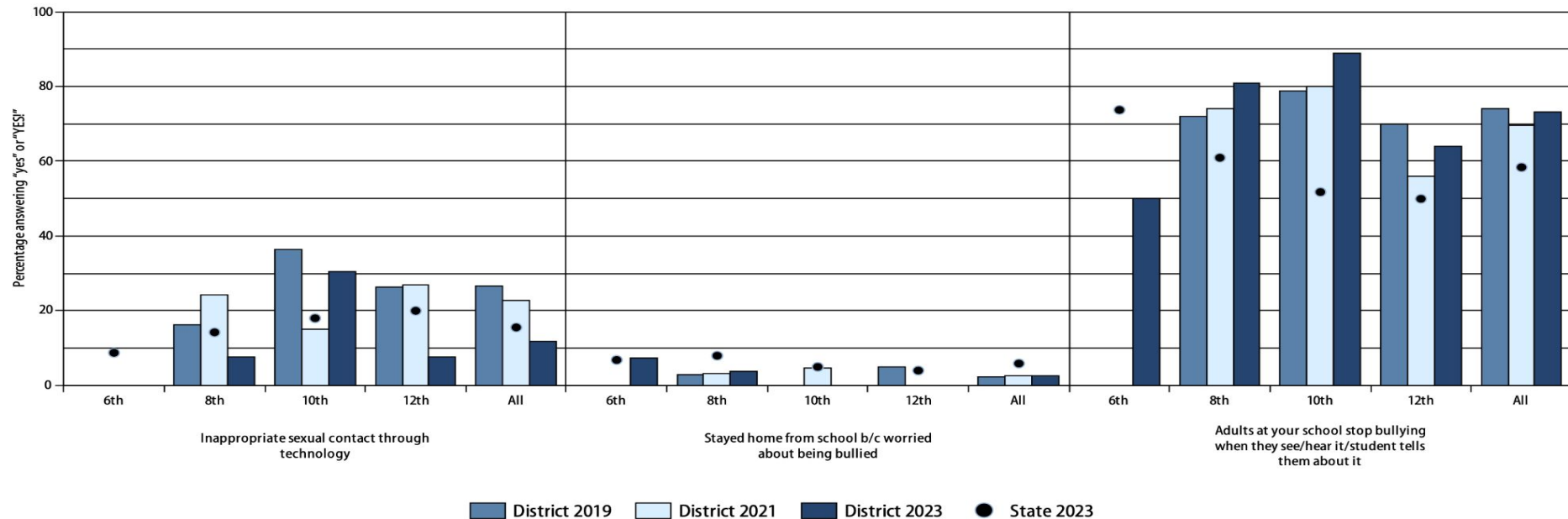
District 2019    District 2021    District 2023    State 2023

4\_28\_2024

| Grade | There are lots of chances for students in my school to talk one-on-one with a teacher. |               |               |            | I have lots of chances to be part of class discussions or activities. |               |               |            | I feel safe at my school. |               |               |            | My teachers praise me when I work hard in school. |               |               |            |
|-------|--|---------------|---------------|------------|---|---------------|---------------|------------|---------------------------|---------------|---------------|------------|---|---------------|---------------|------------|
|       | District 2019  | District 2021 | District 2023 | State 2023 | District 2019   | District 2021 | District 2023 | State 2023 | District 2019             | District 2021 | District 2023 | State 2023 | District 2019                                     | District 2021 | District 2023 | State 2023 |
| 6th   | n/a  | n/a           | 79.2          | 74.8       | n/a   | n/a           | 84.0          | 84.1       | n/a                       | n/a           | 96.0          | 82.3       | n/a   | n/a           | 56.0          | 60.9       |
| 8th   | 84.8   | 93.6          | 84.9          | 76.0       | 97.8  | 97.9          | 94.3          | 85.8       | 91.3                      | 95.7          | 98.1          | 77.5       | 61.4  | 73.9          | 76.9          | 55.5       |
| 10th  | 93.5   | 93.8          | 97.2          | 77.2       | 97.8  | 100.0         | 94.4          | 86.3       | 97.8                      | 96.9          | 91.7          | 76.0       | 63.0  | 53.1          | 55.9          | 49.2       |
| 12th  | 90.3   | 94.6          | 97.4          | 81.4       | 90.3  | 94.4          | 97.4          | 86.8       | 86.2                      | 94.4          | 94.7          | 78.3       | 82.8  | 75.0          | 74.4          | 52.4       |
| All   | 89.4   | 94.0          | 90.1          | 77.4       | 95.9  | 97.4          | 93.5          | 85.8       | 92.6                      | 95.7          | 95.4          | 78.4       | 67.2  | 68.4          | 68.0          | 54.2       |

# Bullying and Internet safety

## Jenkintown School District 2023 Pennsylvania Youth Survey



4\_28\_2024

| Grade | Inappropriate sexual contact through technology |               |               |            | Stayed home from school b/c worried about being bullied |               |               |            | Adults at your school stop bullying when they see/hear it/student tells them about it |               |               |            |
|-------|---|---------------|---------------|------------|---|---------------|---------------|------------|---|---------------|---------------|------------|
|       | District 2019                                   | District 2021 | District 2023 | State 2023 | District 2019   | District 2021 | District 2023 | State 2023 | District 2019   | District 2021 | District 2023 | State 2023 |
| 6th   | n/a   | n/a           | 0.0           | 8.8        | n/a   | n/a           | 7.4           | 6.8        | n/a   | n/a           | 50.0          | 73.7       |
| 8th   | 16.1  | 24.1          | 7.7           | 14.2       | 3.0   | 3.2           | 3.9           | 8.0        | 71.9  | 74.2          | 80.8          | 60.9       |
| 10th  | 36.4  | 15.0          | 30.6          | 18.0       | 0.0   | 4.8           | 0.0           | 5.0        | 78.8  | 80.0          | 88.9          | 51.8       |
| 12th  | 26.3  | 26.9          | 7.7           | 20.0       | 5.0   | 0.0           | 0.0           | 4.0        | 70.0  | 56.0          | 64.1          | 49.9       |
| All   | 26.5  | 22.7          | 11.8          | 15.5       | 2.3   | 2.6           | 2.6           | 5.9        | 74.1  | 69.7          | 73.2          | 58.4       |



# What did we learn? What's next?

- Jenkintown students drink alcohol and vape at higher levels than the state average
  - Jenkintown students limit most of their use to alcohol and vaping instead of other drugs
  - Jenkintown students are struggling with mental health issues at levels consistent with state averages
  - Jenkintown students feel safer in school than many other students in the state
  - Jenkintown students feel they have someone they can talk to in school
- 
- Share this data with our student body and staff
  - Continue seeking out more resources for families and students
  - Inform and educate parents/guardians
  - Start programs at the ES level for important exposure to educational information
  - Look to get students trained in Mental Health First Aid - 10th Grade Health
  - Health and Advisory Lessons/Speakers/Resources